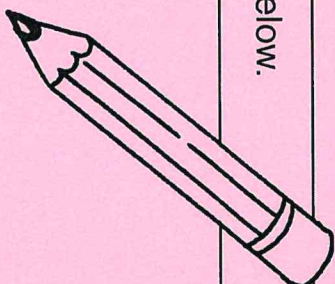




We will be forgiven when we ...

Trace the letters below.



Forgive



Jesus Talks About Loving Enemies

Do good to those who hate you.

Circle those in the right-hand boxes who are returning good for evil.

<p>I hate you!</p>	<p>But I like you!</p>	<p>I hate you too!</p>
<p>You made me angry!</p>	<p>That's too bad!</p>	<p>I'm sorry.</p>
<p>Can I play too?</p>	<p>No way!</p>	<p>Let's be friends.</p>
<p>No!</p>	<p>Give it to me!</p>	

Church of St. Bernard

Cologne, MN 55322

Fr. Abraham Kochupurackal CMI, Pastor

Enter your SECRET CODE to unlock games @

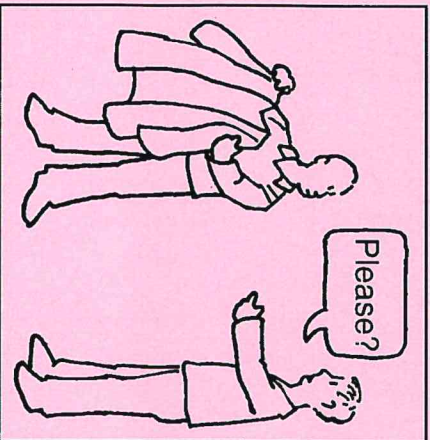

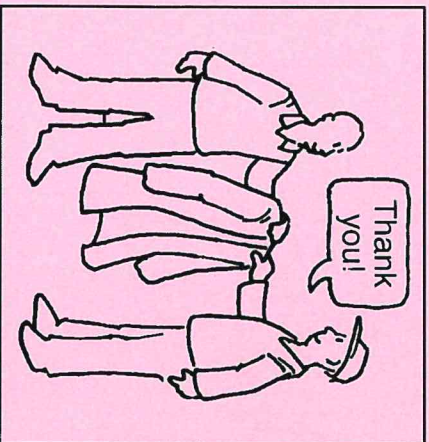

games.childrensbulletins.com

SECRET CODE

BD5128

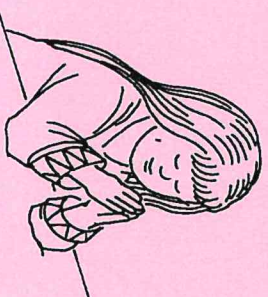
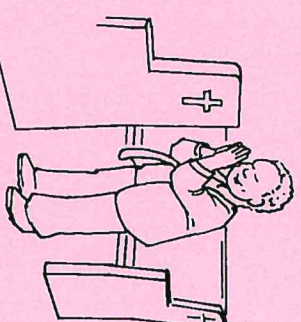

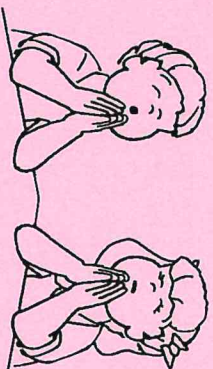
“Give to everyone who asks you,
and if anyone takes what belongs to
you, do not demand it back.”

Circle the picture that is different.



Pray for those who mistreat you.

Circle those who are praying.



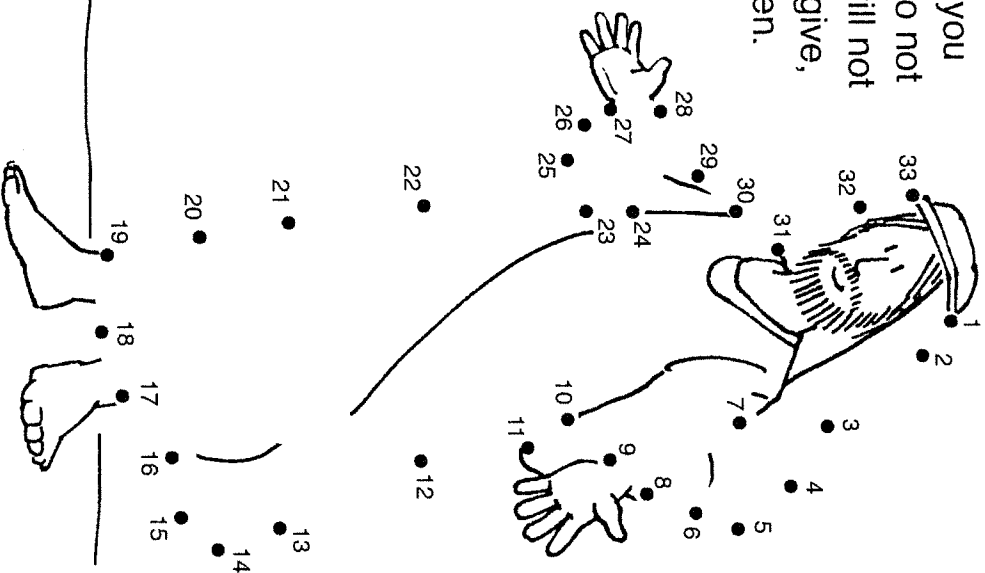


Jesus continued His teaching.

Connect the dots from 1 to 33.

"Do not judge, and you will not be judged. Do not condemn, and you will not be condemned. Forgive, and you will be forgiven. Give, and it will be given to you. A good measure, pressed down, shaken together and running over, will be poured into your lap.

For with the measure you use, it will be measured to you."



Ages 7+

February 20, 2022 • Luke 6:27-38

Jesus Talks About Loving Enemies

Jesus gave the crowd

some important instructions. What were they?

Use the code to write the letters on the blanks.



"

3 4 6 2 6 4 6 5

2 4 2 4 3 2 5 1 4 2 4 4 1

5 4 5 2 4 5 2 6 2 4

2 1 5 2 6 4 6 1 3 2 5 5

5 2 4 5 2 6 2 4 1 6 5 5 2

6 4 6 4 5 1 6 2 4 5

5 2 4 5 2 6 2 4

4 3 5 5 5 2 1 5 6 4 6

Church of St. Bernard

Cologne, MN 55322

Fr. Abraham Kochupurackal CML, Pastor

Enter your SECRET CODE to unlock games @
games.childrensbulletins.com

SECRET CODE!
F96631

Add the vowels to the words in order.
o o o e a o u o u a e e o o u

D ____ t ____

____ th ____ rs ____ s

y ____ w ____ ld

h ____ v ____ th ____ m

d t h m

y ____ .

Circle the words in each column as directed.
Use the remaining words to fill in the blanks below.

44